


Year 1:

HISTORICAL CONTEXT: Seaside



KEY VOCABULARY:

sandcastle

Pier

Bay

Amusements

Coast

Punch and Judy

shore

Waves

Victorians

Deck chair

As Historians we will:

What were seaside resorts really like 100 years ago?

How do we know what seaside holidays were like 100 years ago, when there is no-one alive today to tell us?

What sort of things did people do at the seaside 100 years ago?

Did people 100 years ago go to the seaside for the same reasons as we do today?

How can we work out if people enjoyed their seaside holidays 100 years ago?


How have seaside holidays changed over the last 100 years?

Pupils should be taught about: changes within living memory. Where appropriate, these should be used to reveal aspects of change in national life

- Characteristic features of Victorian seaside holidays
- Enquiry. How do we know about something that happened beyond living memory?
- Cause. Why did people start going to the seaside at this time?
- Change. How holidays changed over time within the last 100 years.

Year 1:

HISTORICAL CONTEXT: Seaside



<https://www.keystagehistory.co.uk/keystage-1/planning-for-a-cross-curricular-topic-on-going-to-the-seaside/>

Session 1:

Key Question

What were seaside resorts really like 100 years ago?

Activities

KWL
Pupils visit a classroom gallery of images placed around the room and have a checklist to see what each image has in common.

Resources


Interactive map of Britain showing resorts is available on packages such as Scholastic History 5-7 Ready Resources CD Rom Outstanding lesson How do we know what holidays were like 100 years ago? on the www.keystagehistory.co.uk site provides the images, the checklist and the breakdown of the steps of the lesson as well as a Resource sheet for pupils who need more support.

Assessment

Pupils produce a poster for a film that is set at a seaside holiday resort a 100 years ago. They have to capture as much period detail as they can.

Year 1:

HISTORICAL CONTEXT: Seaside



<https://www.keystagehistory.co.uk/keystage-1/planning-for-a-cross-curricular-topic-on-going-to-the-seaside/>

Session 2:

Key Question

: How do we know what seaside holidays were like 100 years ago when there is no-one alive to tell us?

Activities

RECAP
If you have access to a range of artefacts, try a 'suitcase mystery'. If not, you can do a simple Interactive Whiteboard drag and drop, placing images of Victorian objects into a seaside suitcase, rejecting the 'red herring' objects from today.

Resources


Provide an outline image of a suitcase and suitable items to place in it, as well as some images they wouldn't include because they come from more recent times. The RNLI site has an example http://www.rnli.org.uk/shorething/Adults/Downloadable_Resources/default.aspx?search=15,30&keywords=Investigating,the,picture#results

Assessment

Pupils have to draw the contents of an imaginary suitcase that would have been taken on holiday 100 years ago by a child their age. If you have old seaside objects, and some suitcases of different ages then these could be mixed with more modern ones and pupils could sort which goes with which. Some pupils will just sort then and now, whilst others might attempt 100 yrs ago, 50 years ago as well as 'now'.

Year 1:

HISTORICAL CONTEXT: Seaside



<https://www.keystagehistory.co.uk/keystage-1/planning-for-a-cross-curricular-topic-on-going-to-the-seaside/>

Session 3:

Key Question

What sort of things did people do at the seaside 100 years ago?

Activities

RECAP
Outstanding lesson on www.keystagehistory.co.uk website has a step-by-step breakdown of activities based on a big colour image. Pupils have to match speech bubbles to the individual people in large colour picture. Before writing a postcard home, pupils spot deliberate mistakes in a made up one. Pupils then create a set of still images based on what they have found out. These could then be filmed as described in the Smart Task.

Resources


keystagehistory.co.uk Going to the seaside: writing a quality postcard home avoiding the martini syndrome contains all the resources including the image and the word list . KQ7 PowerPoint with picture and speech bubbles can be projected onto interactive whiteboard Activity on PowerPoint for Outstanding Lesson above. Smart task on KSH website: What was it like at the seaside 100 years ago? From mime to movie

Assessment

Pupils write a postcard home using at least 3 period-specific items Pupils still image likely activities which are then filmed using simple handheld digital camera to make a movie. Some abler pupils create voice over, which is then included in PowerPoint presentation and shown to the rest of the class and used as a model for next year or for other classes. Children love seeing themselves on film, of course. Diagnostic assessment task. Can pupils spot period detail in An unseen image . Use mark scheme and examples of annotated work from assessment section of www.keystagehistory.co.uk website: Going to the seaside Y1/2 assessed work

Year 1:

HISTORICAL CONTEXT: Seaside



<https://www.keystagehistory.co.uk/keystage-1/planning-for-a-cross-curricular-topic-on-going-to-the-seaside/>

Session 4:

Key Question

Did people 100 years ago go to the seaside for the same reasons as we do today?

Activities

RECAP
Children are given between 5 and 12 cards which have a mixture of true and false reasons. They have to sort them into 2 or 3 piles true/false/not sure. The more able can put them in rough order of importance.

Resources


Resource sheet KQ8: Set of cards for pupils to sort. Differentiate by number and complexity. For some pupils, you select which 6 you think are easiest and perhaps drip feed the next 6 when children's confidence grows

Assessment

Children complete speech bubbles for 2 or 3 Victorian people a boy a girl a man a woman. They select which they want to complete, just one of their choice through to 3.

Year 1:

HISTORICAL CONTEXT: Seaside



<https://www.keystagehistory.co.uk/keystage-1/planning-for-a-cross-curricular-topic-on-going-to-the-seaside/>

Session 5:

Key Question

How can we work out if people enjoyed their seaside holidays 100 years ago?

Activities

RECAP
Children look at a range of evidence making deductions from each : e.g. song, paintings, letter, souvenirs

Resources


Sing "Oh I do like to be beside the seaside." (lyrics provided here) Good clear lyrics on this 2 minute downloadable Youtube video <http://www.youtube.com/watch?v=l0BprqQQf8> which has clear colourful graphics showing proms and bandstands as they appear in the song. KQ9 Power-Point: How can we work out if people enjoyed their seaside holidays 100 years ago? has 3 slides offering clues.

Assessment

Pupils write their simple opinion giving reasons for their decision.

Year 1:

HISTORICAL CONTEXT: Seaside



<https://www.keystagehistory.co.uk/keystage-1/planning-for-a-cross-curricular-topic-on-going-to-the-seaside/>

Session 6:

Key Question

How can we work out if people enjoyed their seaside holidays 100 years ago?

Activities

RECAP
Children look at a range of evidence making deductions from each : e.g. song, paintings, letter, souvenirs

Resources

Sing "Oh I do like to be beside the seaside." (lyrics provided here) Good clear lyrics on this 2 minute downloadable Youtube video <http://www.youtube.com/watch?v=l0BprqQQf8> which has clear colourful graphics showing proms and bandstands as they appear in the song. KQ9 Power-Point: How can we work out if people enjoyed their seaside holidays 100 years ago? has 3 slides offering clues.

Assessment

Pupils write their simple opinion giving reasons for their decision.